


MW 25 SPIKE TOP BELTING

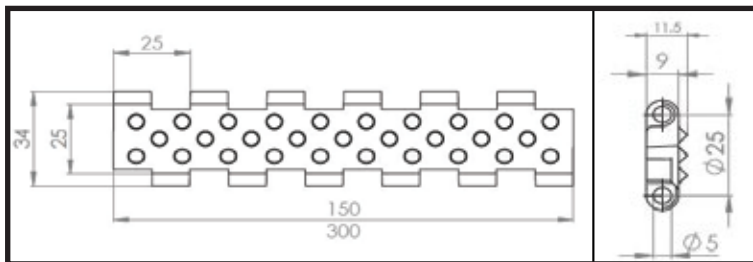
BELT TECHNICAL DATA SHEET



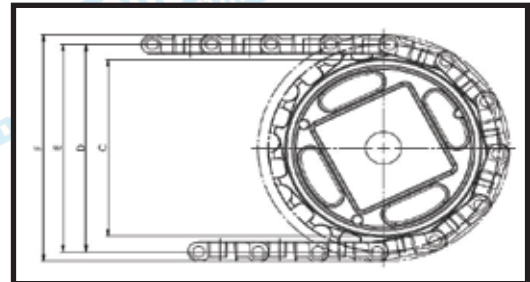
MW25 Spiked Top Belting (25mm Pitch)

- Spike Top design creates limited contact between belt and product, it also creates a traction on the top surface on soft products
- When moulded an FDA PU can be used as high friction insert for incline and decline.
- Easy to clean design as all edges are rounded
- Strong, durable 25mm pitch design is ideal for material handling applications and safe for direct contact with raw produce.
- Plastic material used, carried a full FDA approval. Design is SABS approved and is fully approved for food production
- Snap in rods for easy assembly and frustration free repair
- Non-metal components eliminate potential product contamination and allow for metal detector applications.
- Supplied in Standard width of 25mm increments
- Exposed pin design for easy clean along with debris removal between module and pin.

TOP AND SIDE VIEW



SPROCKET AND BELT CONFIG.



SPROCKET SIZES (in mm)

Sprocket Sizes	8th	10th	12th	15th	18th	20th
Hub Diameter (C)	49.4	65.9	82.3	106.6	130.8	146.8
Pitch Diameter (D)	65.3	80.9	96.6	120.2	144	159.8
Outside Diameter (E)	65.7	81.3	97	120.6	144.4	160.2
Outside Diameter (F) with belt	74.3	89.9	105.6	129.2	153.0	168.8

*Please keep in mind that our standard bore on all machined and moulded sprockets is a 25mm round bore fitted with an 8mm keyway. To avoid special machining requests on custom bores please try stick to the standard, however we can offer round or square non-standard bores.

AVAILABLE MATERIALS

Belt Material	Colour	Standard Rod Material	Maximum Belt Pull at 20°C ambient	Belt Mass	Continuous Belt Range °C	Agency Approvals FDA
Polypropylene (PP)	blue	AC*	1021 N/m	4.000 kg/m ²	+10 to +98.9	✓
Polyethelene (PE)	skye blue	AC*	817 N/m	4.311 kg/m ²	-73 to +40	✓
Acetal (AC)	grey	AC*	1532 N/m	6.267 kg/m ²	40 to +93.30	✓

*Nylon/ Polypropylene based rods available on request. (4.8mm Dia rods) Please also keep in mind that on various blends of plastic there could be a slight difference in standard widths, but on average the standard width spacing is + - 25mm. If this is critical to your application please request an official sample for your design and test requirements.

BELTING EDGE cc 14 Lauda Rd, Killarney Gardens,
Western Cape, South Africa
Tel. +27 (0) 21 557 0129 - Fax +27 (0) 21 557 3627
huston@beltingedge.co.za - www.beltingedge.com



<https://www.facebook.com/beltingedge/>



<https://plus.google.com/+BeltingedgeModuWare>



<https://www.youtube.com/user/BeltingEdge>



<https://twitter.com/BeltingEdge>